

YEAR 11

**COUNTDOWN
TO SUCCESS**

Parent Newsletter

Spring 2017

Year 11 Parent Newsletter January 2017



Forthcoming Dates

- Rotary Mock interviews 27th January
- Resilience Day 31st January
- Second Mock Exams w/b 13th February
- Parent's Evening 6th April

Subject Director Top Tips

Parents often ask how they can best support their child through GCSE. We have asked our subject directors to recommend their top tips for how to best help support our students. Please see the end of this document.

[Exam Course Booklet](#)

Please click on the following link to access our Exam Course Booklet containing information on GCSE exam boards, important dates and course content.

[Grade Improvement Revision Document](#)

Please click on the link to access the Revision Programme from each department.

Year 11 Pastoral System

As a parent/ carer of a child in Year 11 the most important person on the staff is the Form Tutor. There are 11 Tutor Groups in Year 11. The Form Tutor should be the first point of contact for parents. Your child's pastoral team is supported as follows:



Derris Dean
Progress
Leader



Michael Kemble
Learning
Champion



Sian Grassby
Assistant
Progress
Leader



Mandy Rowe
Well Being
Leader

YEAR 11

GCSE Subject

Advice – Top 5 Tips

TOP 5 TIPS FOR ENGLISH REVISION

1. Make sure you know what to expect in each of your papers, so that you can create a helpful revision timetable
2. Think carefully about what the question is asking of you, and therefore how to answer it properly
3. Learn suitable quotations for characters and themes in Literature texts
4. When analysing language, identify any techniques used and comment on their effects
5. Revise all Literature texts thoroughly



TOP 5 TIPS FOR MATHS REVISION

1. To revise Maths you just need to do lots of Maths!

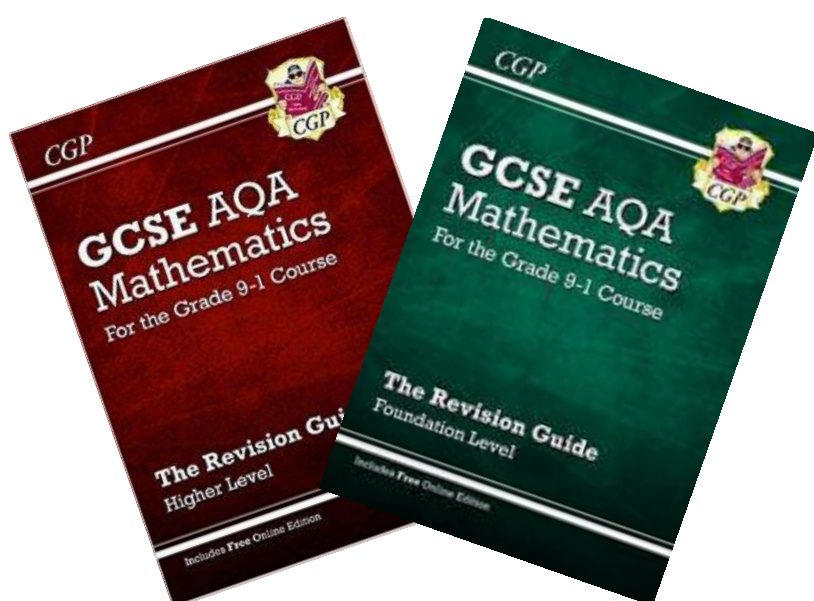
We will be setting regular short homework tasks – you must do these for the deadline so we can mark them and give you targets to work on.

2. Focus on the areas you know you struggle with

3. Come and ask a Maths teacher for help with anything you are finding difficult

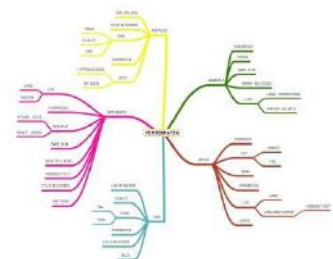

4. Practise using your own Scientific Calculator so you know how to use it in your exam

5. Buy a Revision Guide from students services for £2.50



TOP 5 TIPS FOR SCIENCE REVISION

1. **Practice the LOR type question (extended response).**
Ask the teacher for practice ones based on a topic of their choosing.
2. **Use the criteria booklets with the exam specification.**
Look at the detail and wording. It explains exactly what they need to revise.
3. **When doing calculations always show you working out.**
Marks can still be awarded for using the equation correctly even if the numbers are wrong.
4. **Remember to focus** on spelling, punctuation, paragraphs etc. whenever you see a pencil next to a questions.
5. **Pace yourself.** You should spend 1 minute a mark on a question so look at how many marks are awarded for a question and judge your time and response accordingly.



TOP 5 TIPS FOR GEOGRAPHY REVISION

1. Start your revision – stick with the plan

Use the revision guides that you have been given to follow **every section** of the exam timetable. If you miss part out, you can almost guarantee that will appear on the exam!

2. Learn your key words and spellings

There will be marks available for spelling, punctuation, grammar and use of key words.

3. Complete timed practice papers.

You can find past papers here T:\Geography\GCSE\Year 11 WJEC\GCSE Past Papers, or ask your teacher for copies. Remember, 1 mark per minute.

4. Think ‘so what?’

Always use the ‘so what’ structure below to elaborate on your descriptions and explanations. This enables you to access the highest levels in the mark scheme.


5. BUG the question.

BUG IT!

Box the command word

Underline key words

Glance back over the question to check you have understood it.




So what???

‘Elaborating’ on the effects of deforestation

- ✓ Explanation
- ✓ Connectives
- ✓ Key words


The clearance of trees means that there is no canopy layer to protect the soil, or roots to bind the soil together....

So...



.....the soil is left exposed to wind and rain which can lead to soil erosion.

This means that

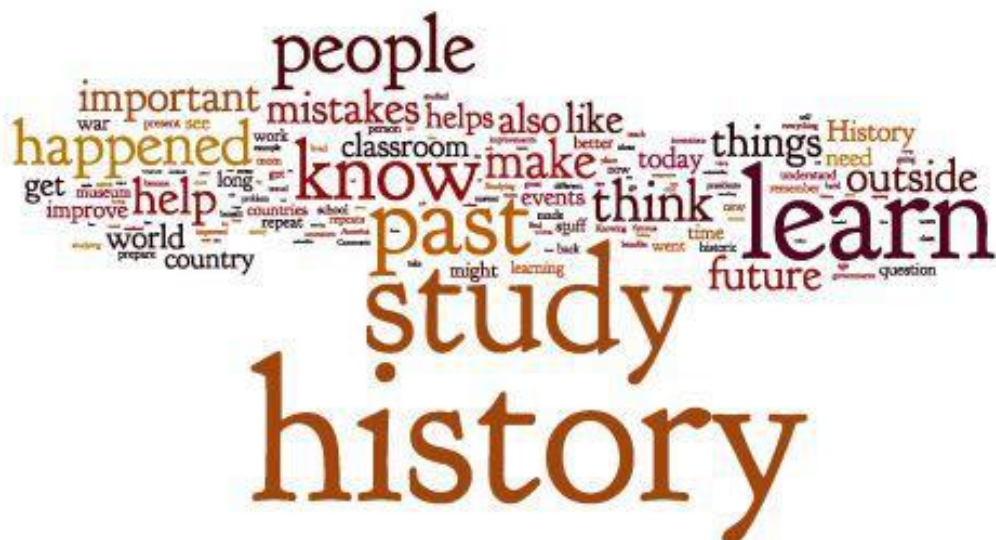


...there will be no new growth as the soil has become infertile which can lead to a loss of income for people who use the rainforest resources, and/or a loss of habitat for local species.

Which means that
This results in
As a consequence
Therefore
Because
Also

TOP 5 TIPS FOR HISTORY REVISION

- 1) **Learn the success criteria for every question in all three papers.** Without knowing this your knowledge will not be applied effectively.
- 2) **Make revision cards as early as possible.** select one piece of supportive evidence for each topic. This will help you apply your own knowledge which is required for almost all questions.
- 3) **If the question says “explain”** - then you must use the word “because” and refer back to the question in every paragraph.
- 4) **Read any source material twice**, then re-read the question before starting your answer. This will stop you answering what you want the question to be and not what it actually is.
- 5) When you get in the exam **write a quick note of the success criteria** for each question at the top of your page. Cross them off as you go to make sure you don't miss anything important.




TOP 5 TIPS FOR RE REVISION

1. **Know your exam paper** – which questions do I need to answer, how long should I spend on each question, which topics are on which exam.
2. **Learn your quotes** – what they mean and what topics they link to.
3. **Start revising early** – plan my revision and stick to it. Ask my teacher if I am unsure of anything which comes up in my revision.
4. **Timed practice papers** – complete timed exam papers, with notes, then complete a timed exam without your notes.
5. **Revision notes** – find a technique I am comfortable with e.g. flashcards/mind maps.

3

Question 2 Religion and Planet Earth
Look at the photograph below, which shows a power station.



106 Give two ways that modern lifestyles harm the planet. (2 marks)

107 Explain religious views about the nature and wonder of Planet Earth. Refer to religious beliefs and teachings in your answer. (4 marks)

108 'All religious believers should be concerned about climate change.'
What do you think? Explain your opinion. (3 marks)


109 Describe what some religious believers do to help to protect the planet. (3 marks)

110 'It is up to God to look after the world.'
Do you agree? Give reasons for your answer, showing that you have thought about more than one point of view. Refer to religious arguments in your answer. (6 marks)


5

Question 4 Religious Attitudes to Crime and Punishment
Read the words in the speech bubbles below.


Lock them up and throw away the key!



Punishment should help not harm!



Prison doesn't work!



116 Explain the difference between prison and community service. (3 marks)

117 Explain religious attitudes to the use of retribution in punishing offenders. Refer to religious beliefs and teachings in your answer. (4 marks)

118 'People who commit religious offences should be punished severely.'
What do you think? Explain your opinion. (3 marks)

119 Explain briefly what is meant by deterrence. (2 marks)

210 'If people were religious they would not break the law.'
Do you agree? Give reasons for your answer, showing that you have thought about more than one point of view. Refer to religious arguments in your answer. (6 marks)

TOP 5 TIPS FOR MODERN LANGUAGES REVISION

1. **Create mind-maps for each topic area.** Include words and phrases. Colour-code them and draw pictures to help you remember. You can then use these as a fantastic revision resource closer to the exams.
2. **Create notes for different tenses.** Don't forget that you will be expected to recognise and differentiate between the different tenses. Also learn time frame markers (e.g. tomorrow, next week, last year etc.)
3. **Create flash cards for vocabulary and grammar.** Keep testing yourself regularly as you need to see a word many times to really know it.
4. **Put posters / mindmaps up around your house/in your room.**
5. **Ask family members/friends to test you.**



TOP 5 TIPS FOR RESISTANT MATERIALS REVISION



1. Good exam technique and reading the question fully is vital to achieving all the marks available for each question; practicing past paper questions will help to improve this.
2. Reduce your book notes down to 40% on cards; then learn these key points.
3. Complete all revision homework on time to gain feedback on examination performance.
4. Listen to and use feedback from exam questions to help identify areas to improve, practice these types of questions until you are at least achieving your target grade score.
5. Remember to use your revision guide and personalised learning checklist to help identify areas of strength and weakness within your subject knowledge; this will help to focus your revision.

TOP 5 TIPS FOR FOOD TECHNOLOGY REVISION


1. Start revising now not last minute using the Personal Learning Checklists (PLCs) handed out at parents' evening.
2. Go into the exam prepared with at least **2 ideas** for the design question. You will be given the theme on the **1st March** and will need to design suitable products along with revising the ingredients and methods for each idea. You could even practise making the products.
3. Create mind maps, flash cards, or use sticky notes around the house.
4. Use past exam papers and mark schemes to help with exam style questions. All resources can be found on the school **T Drive** in the Year 11 food section or on the AQA exam board website.
5. Revision guides and work books can also be used to revise the topics.



TOP TIPS FOR ICT AND COMPUTER SCIENCE REVISION



Top Tips for GCSE ICT and Computer Science

- 
- 1) Use the personal learning checklist (PLC) to help focus revision on all topics. These were handed out at the last parents' evening, please contact us if a replacement is required.
 - 2) Use the on line resources (VLE and Doodle) to support your child's learning
 - 3) Practice using past paper questions:-
 - 4) For ICT: T:Drive > ICAT ICT > Year 11 > GCSE ICT > Unit 1 theory > Past papers
 - 5) For Computer Science: T:Drive > ICAT-ICT < Year 11 > Computing, Theory
 - 6) These help improve exam performance and experience the type of questions they will be set in the examination.
 - 7) Encourage your child to communicate gaps in their knowledge; dialogue with their teachers will always help!
 - 8) Make use of the Edexcel revision guide—these are available to buy from school or online.
 - 9) Other useful websites:



<http://www.cambridgegcsecomputing.org/>
<http://www.bbc.co.uk/education/subjects/z34k7ty>

TOP 5 TIPS FOR PE REVISION

1. Make sure your practical mark is as high as possible – attend after school between now and the moderation on 30th March to boost grades
2. Make sure you know all the fitness definitions, fitness tests and application of the components of fitness in sport to score well on section 1
3. Pay particular care to long answer questions – get the structure right to make sure you get the marks. A 'Discuss' question needs points for and against and use of the word 'However'
4. Attend revision sessions in the areas you are weak – the staff will help you but you have to be there to get the help
5. Learn subject specific definitions for the key terms you have covered through your course

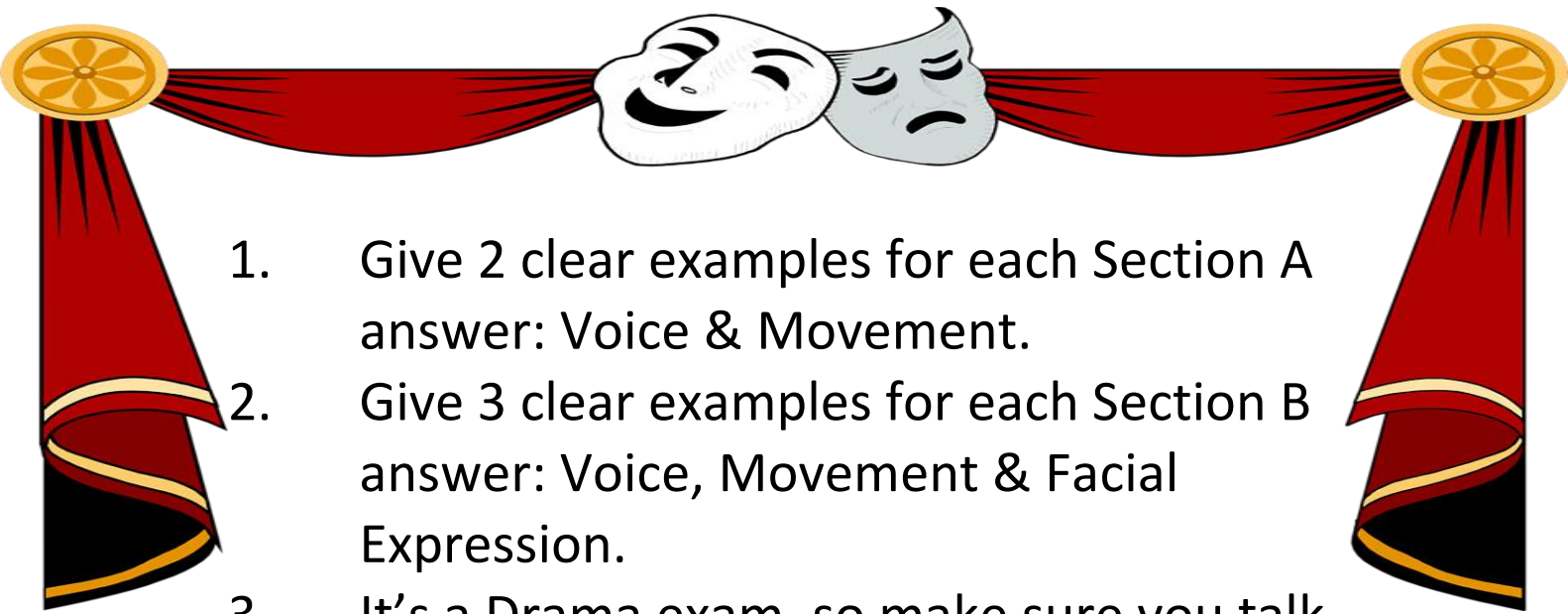


TOP 5 TIPS FOR ART REVISION

1. Be thinking about Art, artists and creative ideas ALL the time!
2. Build knowledge; camera, Pinterest, Instagram and gallery visits.
3. Bring your own equipment.
4. Find a practical space to create at home.
5. Be motivated even in tough times.



TOP 5 TIPS FOR DRAMA REVISION



1. Give 2 clear examples for each Section A answer: Voice & Movement.
2. Give 3 clear examples for each Section B answer: Voice, Movement & Facial Expression.
3. It's a Drama exam, so make sure you talk about how you acted.
4. Don't write about your group – write about you!
5. Use your books to revise your best answers and then you can't go wrong.

TOP 5 TIPS FOR MUSIC REVISION

1. Revise music notation.
2. Read around the history of music.
3. Listen to your set works and follow it through with the score.
4. Test yourself on the key terms (words in bold in the little white book).
5. Read the essay question twice and write the points you want to mention down the side of the paper before even starting the essay.



TOP 5 TIPS FOR MEDIA STUDIES

1. Make sure you understand subject specific terminology and how to use them properly.
2. Practise using subject specific vocabulary e.g. 'connotation'.
3. Rehearse your storyboarding skills
4. Think carefully about mise en scene, and transitions between shots.
5. Ensure you are able to identify a wide range of shots and audio codes.