



marches school

**Year 7 Revision
Booklet**
Summer Exams
2018

Year 7 Summer Examinations 2018


Dear Parent/Carer

The Year 7 Summer exams commence in June. Please see the timetable below. This is the first time your son/daughter will experience secondary school examinations and we try to prepare students as early as possible for the experience of their GCSE examinations. For this reason most of the exams will be taken in our large exam venues. Students will be given an examination number and will enter and leave the exam room in silence. This will allow them to practice for the real thing.

This booklet will help students with their revision focus. It will also assist parents in helping their son/daughter. Tutors will help prepare students for the exam with tips and advice and they will also give time to students to revise during tutor time. Students are encouraged to revise at home. All information will be given to students concerning the exam prior to the start in an assembly. This is designed to prepare students on anything they need to know, such as, where to go, what time, what to do, and what equipment they need.

Please feel free to contact your son/daughter's tutor if you have any questions.

Yours faithfully



Derris Dean

Year 7 Progress Leader

dean.d@marchesschool.net

YEAR 7 TIMETABLE – WEEK COMMENCING 18th JUNE 2018

	Period 1	Period 2	AM	Break	Period 3	Period 4	Lunch	Reading	Period 5
Monday 18 th June	7K3 French 7K5 Spanish	7W2 Spanish 7W3 French 7W4 Music			7K1 Tech 7K2 Tech 7K3 Tech 7K4 Tech 7K5 Tech 7K6 Tech 7K7 Tech	7K1 ICT 7K4 ICT 7K2 Art 7K3 Drama 7K5 Music			7K2 French 7K3 Art 7K4 Spanish
Tuesday 19 th June	7K1 French	7W3 Art 7W4 RE				7WT/Te1 7WT/Te2 7WT/Te3 7WT/Te4 7WT/Te5			7K1 Tech 7K2 Tech 7K3 Tech 7K4 Tech 7K5 Tech 7K6 Tech 7K7 Tech 7W1 ICT 7W2 RE
Wednesday 20 th June	7WT/Te1 7WT/Te2 7WT/Te3 7WT/Te4 7WT/Te5	7K1 RE 7K2 Drama			7K4 Music 7W1 Spanish 7W2 Music 7W3 Drama 7W4 Art				7K1 Drama 7K2 Music 7K4 Art 7W1 Art 7W3 ICT
Thursday 21 st June	7k2 RE 7K4 Re 7K5 Art				7W4 Drama	7K1 Music 7K3 RE 7K5 Drama			7W3 RE 7W4 French

						7W1 Music 7W2 ICT			
Friday 22 nd June	7K3 ICT 7K5 ICT 7W4 ICT				7W1 Drama 7W2 Drama 7W3 Music	7W1 RE 7W2 Art			7K1 Art 7K2 ICT 7K3 Music 7K4 Drama 7K5 RE

Y7 2018 EXTERNAL EXAM TIMETABLE – WEEK COMMENCING 2nd JULY

	Period 1	Period 2	AM	Break	Period 3	Period 4	Lunch	Reading	Period 5
Monday 2 nd July	Year 7 Maths 8:40 – 9:40 (ET 9:55)	Year 7 History 9:45 – 10:45 (ET 10:57)							
Tuesday 3 rd July					Year 7 Geography 11:10 – 12:10 (ET 12.25)			Year 7 Science 1:30 – 2:30 (ET 2:45)	
Wednesday 4 th July	Year 7 English 8:40 – 10:10 (ET 10:36)				Year 7 MFL 11:10 – 12:15 (ET 12.37)				
Thursday 5 th July									
Friday 6 th July									

Year 7 English Revision List

Hello year 7!

In this year's summer exam, you will be doing 2 things: firstly, showing how well you can read, understand and answer questions on a fiction text, and you will also be writing a story. Your exam will be 1 hour 30 minutes long.

In preparation for this, you will need to do some revision at home. For this to be successful, you will need to know certain things:

- What should I revise?
- How can I revise?
- What are my teachers looking for?

What should I revise for the reading section?


- How to use quotes and how to explain what they mean
- Subject terminology (e.g. verbs, adjectives, similes etc)

What should I revise for the story writing?

- Re-read your marked assessments, particularly your written assessments like your article for 'Fairytale and Things are getting Grimm' – see what target or targets your teacher has given you
- Read some short stories from the library – Anthony Horowitz or Chris Priestley are both good short story writers, even your Accelerated Reader books will help!
- Story structure (see below)

Story structure

- Remember, your story needs 5 main sections:
 1. The **opening**, where you set the scene and introduce your main characters
 2. The **complication**, where an issue causes problems for the characters
 3. The problem reaches its **worst point**
 4. The characters put their minds to **solving the problem**
 5. The **resolution**, where the problem is either solved or not



How can I revise?

- Read as much as you can – non fiction and fiction texts
- Write a short story in 45 minutes – your teacher will look at it and give you some feedback
- Plan a short story using the 5-point story plan you have studied in lessons
- Practise writing direct speech with accurate punctuation

What are my teachers looking for?

- Good understanding of the text you have read, with effective quotes and subject terminology if necessary
- A well structured story including the 5 story sections
- Interesting characters, but not too many (3 is appropriate for a short story)
- A plot that makes sense
- Use of dialogue (speech) to develop your characters
- ... and of course, accurate spelling, punctuation and grammar throughout your writing.

Good luck!

Year 7 Maths Revision List

The End of Year 7 exam will focus on the work covered in Maths since January. Since January we have focused on the basics of Number and Algebra.

Below is a topic list with Hegarty Clip numbers to support your revision. The topics in **bold** are the main topics you should be focusing on. The topics in *italics* are the extension topics that you can look at if you are confident with the main topics.

TOPIC	Hegarty Clip
Add, Subtract, Multiply and Divide decimals and whole numbers	1-12, 18-23, 45-50, 143-144
Use Negative numbers	37-43
Use BIDMAS	24,44
Use place value in calculations	13-16
Factors, Multiples, HCF and LCM	25-36
Know Square and Cube Numbers	99-101
Calculate with Money	743-751
Round to decimal places and significant figures	17, 56, 130
Estimate calculations	131
<i>Use index laws (powers)</i>	<i>102-110</i>
<i>Calculate with standard form</i>	<i>121-127</i>
<i>Use negative and fractional indices</i>	<i>104, 108,109</i>
<i>Calculate with surds</i>	<i>111,115</i>
Write and simplify expressions, including indice (powers)	105, 151-153, 156-159
Substitute numbers into an expression	155
Write and use formula	155
Expand brackets	160-161
Factorise expressions	167-171
<i>Factorising – linear and quadratic expressions</i>	<i>162-164, 223-225</i>
<i>Sequences and Nth term</i>	<i>196-198</i>
<i>Solve equations</i>	<i>176-186</i>

Year 7 Science Revision List

Questions can come from any of the first four units studied this year (Not All Scientists Wear White Coats, 999, Titanic, Shipwrecked).

Scientific skills will also be assessed through the exam paper e.g. graph skills, interpreting data, identifying variables and writing conclusions.

There will also be “Applying Your Knowledge” questions which require longer explanations.

Main topics
Risks and Hazards
Acids/alkalis and neutralisation
Series/parallel circuits, symbols, voltage
Types of variable
Combustion and the fire triangle
Energy (kinetic and potential)
Body organs and skeleton including heart, circulation and respiratory system
Effect of smoking, alcohol, drugs and obesity on health
Particle model of solids, liquids, gases, changes of state, dissolving
Density
Forces
Speed
Interpreting distance-time graphs
Healthy diets and food groups
Separation techniques-filtration, evaporation, distillation
Properties of materials

Other revision ideas:

- BBC KS3 Bitesize
- Mind maps
- Flash cards
- Work with a friend
- Get people at home to test you
- Read, cover, check

Year 7 Music Revision List


Feature	What it means
Staccato (Hens)	Short and Spiky
Scale (Swift Animals)	Move from high to low in step-wise movement. Can be either rising or falling.
Arpeggio (swan)	Play one, miss one, play one, miss one, play one. Play three notes, one after another, moving up or down.
Melody (Fossils)	A good tune! Catchy, repetitive, returns to the note it started on, not too long.
Chord (Elephant)	2 or more notes played at the same time
<u>Rallentando</u> (Kangaroo)	Gradually getting slower
Accelerando (Kangaroo)	Gradually getting faster

Carnival of the Animals

Keyboard & Pitch

The Stave

In Music we write down the notes on the stave. The stave is made up of 5 thin lines across the paper. This is where we write the notes.



Treble clef

The treble clef helps us to name the notes. It goes at the beginning of the stave



Notes on the stave

To help us remember where the notes go we can use the rhymes: 'Every Good Boy Deserves Football' & 'FACE goes in the space'.



Musical alphabet

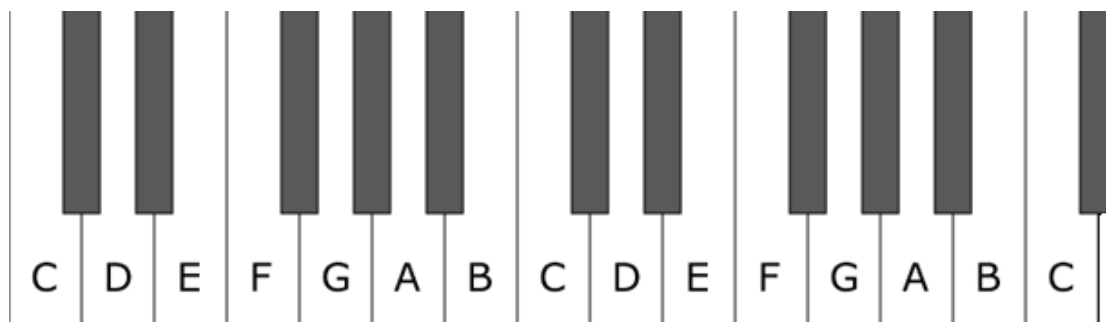
The notes of the musical alphabet are: CDEFGABC.

There are only seven letters and then it starts again. Remember that the musical alphabet always starts on C.



Notes on the keyboard

Remember that 'C is to the left of the two black keys'!!!!



Year 7 Drama Revision List

Use this revision guide wisely to help you understand the type of questions you will be asked in the exam. It will be testing your knowledge of all of the schemes of work you have covered so far in year 7 Drama.

- <https://www.youtube.com/watch?v=PY0uJFu6rI0> play from 5.00 minutes until 6.45. Look carefully at Mr Bean's gestures and facial expressions in the clip
- A freeze frame is a frozen image, when someone is performing and freezes on a certain moment to highlight the action, like someone taking a photograph. For an excellent freeze frame we stay still, no talking, use facial expressions, use body language, use gestures, exaggerate
- It is important to use facial expression to reveal emotion, shows audience how a character is feeling
- A gesture is a sign/movement to help communicate a meaning/emotion
- A gesture you could do to show you are angry: stomp your feet, cross your arms, make a fist
- Exaggerate means to be over the top, a very important factor of mime
- Comedy is a genre which is design to make the audience laugh/smile
- A thought track is when the character reveals their inner thoughts to the audience
- Unison means to move together at the same time
- Qualities of excellent slow motion: control, slow, in time, balanced
- Ernie is the main character in 'Ernie's incredible illucinations'
- Ernie, Mum, Dad and Doctor were the characters included in the main assessment
- It is really important to speak loud and clearly and not have your back to the audience when performing
- Ben was the main character in your first term of Drama for 'Ben's Story'
- Ben was bullied with name calling, stealing his belongings, got him into trouble in class
- To highlight a important moment in Drama we can use freeze frames, repeat it, use music, use slow motion
- A soundscape is a collection of sounds use to create an atmosphere on stage e.g. create tension
- Theatre audiences should sit quietly, face the front, clap at the end of the performance

Year 7 History Revision List

Skills:

Q1) Inference question:

-What can you learn from the source/ picture about the topic you have been given?

- What evidence can you select from the picture that supports what you have said?

Q2) Describe the key features.

Give a point about the topic you are discussing, then back it up with 2 examples or facts.

Q3) Essay -How far do you agree or disagree with a statement?

You will be given 2 events to discuss, you must say if the event agrees with the statement or disagrees. Say what each event is and explain why this makes you agree or disagree. You must also use one event from your own knowledge to discuss.

Conclusion do you agree with the statement? Which event do you think was the most important and why?

Topics to cover:

You will be examined on topics over the whole year. So make sure you revise each of the following topics:

- 1) People's roles and status in medieval times- big focus on rural life.
- 2) The Catholic Church in Medieval times
- 3) Medieval Medicine
- 4) Reasons William of Normandy won the Battle of Hastings

Good luck!

Year 7 Geography Revision List

Content:

- Key terms
- Continents
- Structure of the Earth
- Effects of Earthquakes and volcanic eruptions
- Rural to urban migration in Brazil
- Tropical rainforest characteristics
- Costs and benefits of deforestation.

Skills:

- Justifying arguments ('To what extent do you agree')
- Explaining (using the 'so what' structure)
- Describing location (using compass directions, place names and scale)

Year 7 RE Revision List

Content



Your RE exam will have questions from all of the units covered in RE in year 7 including:

- *Big Christian Story*
- *Christian Aid and Justice*
- *The 5 Pillars of Islam*
- *Hajj*
- *Buddhism*

The exam will be in the same format as the assessment structure practiced throughout the year in RE. There will be 6 questions:

Q1: 1 mark

Q2: 2 marks

Q3: 4 marks

Q4: 5 marks

Q5: 6 marks

Q6: 6 marks

Skills

AO1: Demonstrate **knowledge** and **understanding** of religion and beliefs.

AO2: **Analyse and evaluate** aspects of religion and belief, including their significance and influence.

SPaG: 3 marks available. You must also revise the key words spellings and meanings on your unit sheets that you have been given over the year.

Homework revision tasks: Create a revision resource of your choice e.g. flashcards, mind maps, practice questions etc.

Year 7 French Revision List

In your Summer exams, you will be tested on everything you have learned in French so far, plus there will be some extra challenges on the reading paper to see how much you are able to figure out. Your final grade will be based on the overall percentage you achieve. You will have the following tests:

A speaking test (25%); this will be done in your normal classroom with your teacher and will be scheduled for the fortnight leading up to the exams. Your teacher will be looking for you to **communicate as much detail as possible**, to use a **variety of structures accurately** and to **pronounce** words **correctly** in a good **French accent**.

A listening test (25%); this test will last about 25 minutes and will take place in your normal classroom. The test will contain a wide variety of topics from everything you have studied so far in French and there will be a variety of tasks, such as gap-fills, comprehensions and match up exercises.

A reading test (25%); this test will take place in an exam hall and will last 30 minutes. Like the listening test, it will contain a wide variety of topics and vocabulary from all the modules you have studied so far in French. Again, there will be a variety of tasks, such as gap-fills, comprehensions and match up exercises, but there will also be 5 French sentences which you will have to translate into English.

A writing test (25%); this test will take place in an exam hall and will last 40 minutes. On this test, you will have the choice of two essays and there will be a mix of themes you will **have** to write about. There will also be a translation section with 5 short sentences to translate into French.

Bienvenue!
I can greet and introduce myself.
I can say the alphabet in French.
I can understand and communicate dates in French.
I can use colours in French.
I can talk about what's in my bag.
I can talk about my family and pets.
C'est perso
I can talk about my likes and dislikes.
I can say what's in my survival kit.
I can describe myself.
I can describe other people.
Mon collègue
I can talk about school subjects.
I can give opinions and reasons.
I can describe my timetable using the 12-hour clock.
I can describe my school day.
I can talk about food.
Mes passetemps
I can talk about using computers and mobiles.
I can use <i>jouer à</i> to talk about which sports I play.
I can use <i>faire de</i> to discuss what activities I do.

Year 7 Spanish Revision List

In your Summer exams, you will be tested on everything you have learned in Spanish so far, plus there will be some extra challenges on the reading paper to see how much you are able to figure out. Your final grade will be based on the overall percentage you achieve. You will have the following tests:

A speaking test (25%); this will be done in your normal classroom with your teacher and will be scheduled for the fortnight leading up to the exams. Your teacher will be looking for you to **communicate as much detail as possible**, to use a **variety of structures accurately** and to **pronounce** words **correctly** in a good **Spanish accent**.

A listening test (25%); this test will last about 25 minutes and will take place in your normal classroom. The test will contain a wide variety of topics from everything you have studied so far in Spanish and there will be a variety of tasks, such as gap-fills, comprehensions and match up exercises.

A reading test (25%); this test will take place in an exam hall and will last 30 minutes. Like the listening test, it will contain a wide variety of topics and vocabulary from all the modules you have studied so far in Spanish. Again, there will be a variety of tasks, such as gap-fills, comprehensions and match up exercises, but there will also be 5 Spanish sentences which you will have to translate into English.

A writing test (25%); this test will take place in an exam hall and will last 40 minutes. On this test, you will have the choice of two essays and there will be a mix of themes you will **have** to write about. There will also be a translation section with sentences to translate into Spanish.

Vamos
I can introduce myself.
I can count up to 15 and give my age
I can count up to 31 and say when my birthday is.
I can talk about Hispanic countries and use ir verbs.
I can say the Spanish alphabet.
I can talk about what's in my bag.
I can say what's in my classroom.
En mi instituto.
I can talk about school subjects with the verb estudiar.
I can talk about my teachers with masculine and feminine adjectives.
I can give opinions and reasons.
I can count up to 100 and talk about snacks.
I can say what I do in lessons with present tense verbs.
Mi familia.
I can talk about my family with tener.
I can talk about my pets with colours.
I can talk about my appearance.
I can talk about hair and eyes.
En casa.
I can describe where I live.
I can talk about my house.
I can say what I do at home.

Year 7 Art Revision List

Your exam will cover the topics taught since September. Please use the following tips to structure your revision;

- Knowledge of the six visual elements and a definition for each. You should be able to use them to describe an artist's piece of work.
- Knowledge of colour including Primary/ secondary, harmonious, contrasting, tints and shades.
- Ability to draw in proportion.
- Ability to draw in a range of zentangle patterns.

Year 7 Technology Revision List

Your design technology exam will be based on the projects that you have completed this year.

You will need to use the skills and knowledge you have learnt this year to complete questions on:

- HEALTH & SAFETY WHEN COMPLETING PRACTICAL PROJECTS – how to stay safe in a workshop and how to identify hazards
- TOOLS, EQUIPMENT & MATERIALS – naming tools, talking about how to stay safe and how to use tools.
- USING COMPUTERS IN DESIGN & MANUFACTURING
- CREATING A LOGO DESIGN – creating an idea following a design brief.
- SKETCHING & DRAWING TO COMMUNICATE DESIGN IDEAS-using shading effectively and adding colour to images.

Year 7 ICT Revision List

- In your exam you will need to follow a “client brief” and create what they ask for.
- You can practice by doing the following:

Make a flyer/leaflet for:

- McDonalds
- Apple
- Butlins
- Or any other company you can think of.
- You need to think about colour scheme/selecting relevant information and the rules of creating products.