









Year 8 Art Progress Page








Under the Sea - Unit 1



What will I learn in this unit?

This unit explores life beneath the surface using drawing, watercolour, textiles & printing. You'll build skills in observation, texture & surface design while learning to develop ideas from ocean-themed inspiration.

Expected Standard	You can...	Working Towards	Expected Standard
 Drawing	1. Draw shapes & forms from observation.		
 Artist Thinking	2. Write about ideas & reflect on artist influence.		
 Watercolour Testing	3. Experiment with washes, blending & layering to explore different effects.		
 Watercolour	4. Use colour theory & apply techniques.		
 Printing	5. Try out lino printing to create textures & patterns.		
 Textiles	6. Join two fabrics securely & choose appropriate stitch for my project.		
 Annotate	7. Reflect on my ideas & think about how to move my project forward.		

Greater Depth	You can...	Greater Depth
 Drawing	1. Skilfully add accurate detail & depth.	
 Artist Thinking	2. Reflect deeply on your work & link to artists.	
 Watercolour Testing	3. Experiment with advanced watercolour techniques, such as wet-on-wet, salt texture & to enhance detail.	
 Watercolour	4. Apply a few materials skilfully to demonstrating tone & texture.	
 Printing	5. Produce a complex design.	
 Textiles	6. Use a combination of materials & sewing techniques to create a complex yet intricate design.	
 Annotate	7. Think carefully about my ideas & decide by myself what to do next to improve my project.	