





# Year 8 Photography Progress Page







## The Experimental Unit



### What will I learn in this unit?

In this project, you'll learn how to set up studio lighting & to capture texture and tone, apply creative edits as well as experiment with mixed media techniques.

Expected Standard	You can...	Working Towards	Expected Standard
 Photographer Link	1. Talk about a photographer & how they inspire you.		
 Capture	2. Take photos with a focus on texture & detail.		
 Mixed Media	3. Use collage, sewing techniques or fabric to enhance your photos.		
 Draw Over	4. Apply drawn marks or pattern to photo prints.		
 Colour Edits	5. Use editing apps to apply filters or colour effects.		
 Annotate	6. Reflect on my ideas & think about how to move my project forward.		

Greater Depth	You can...	Greater Depth
 Photographer Link	1. Reflect on how your work links to an artist or idea.	
 Capture	2. Plan and shoot textured photos with strong composition.	
 Mixed Media	3. Combine materials with care & purpose.	
 Draw Over	4. Use drawing or pattern meaningfully on a photo.	
 Colour Edits	5. Edit your photo creatively to enhance mood or message.	
 Annotate	6. Think carefully about my ideas & decide by myself what to do next to improve my project.	